


CZ Service Manuals

RiD03620

Return Valve for Pump MTBr






RiD03620

Upgrade Return Valve for Measure Pump MTBr

Contents


1. Return Valve For CP Pumps



Step 1:


POWER OFF and UNPLUG the power from the bench.

Use the special key to remove the side panels.



Step 2:


Remove the screws from the front covers






Step 3:

Remove the front and back covers



Step 4

Cut the return hose



Step 5

And connect the Valve important check the arrow on the valve



IMPORTANT check the arrow on the valve and connect to correct position

**Main Offices & Production Plant**

364 Varis-Koropiou Ave. Koropi
194 42 Athens, Greece

Headquarters

A.I.S. GmbH
75438 Knittlingen, Germany

email contact@carbonzapp.com

tel +30 210 9856110

fax +30 210 9928655

Support / Sales Telephone

+30 210 98 56110

Support email

support@carbonzapp.com

TeamViewer email

tv@carbonzapp.com

Sales email

office@carbonzapp.com

carbonzapp.com

