


CZ Service Manuals

RiD003688**GDU4R-FILTER-FLUID_MAINTENANCE**



RiD03688

GDU.4-R UNITS (Testing only)

FLUID – FILTER MAINTENANCE KIT

Contents

- 1 X Main Filter: 002080
- 5 X Discharge Ports Filters: 008185
- 4 X IPSC / RSP.### Valves Filters : 000695
- 1 X Air filter: 002461
- 1 X G4L-ISO Gasoline Calibration oil: 008119



Step 1:


Drain all the old fluid from the valve back of the machine and fill up again with new.



Step 2:

Replace the main filter which located back of the machine.

Main Filter x1 : 002080



Step 3:

Fill up the machine with new fluid.

G4L-ISO Gasoline Calibration oil 4lt x1 : 008119



Step 4:

Replace the discharge ports filters with new elements and O-rings.


Discharge Ports Filters x4 : 008185




Step 5:

Replace the IPSC / RSP.### valve filters.

IPSC / RSP.### Valves Filters x4 : 000695






Step 6:

Replace the filter before the sensor. Open the right-side panel by using a 2.5mm Hexagon Allen Key.

Discharge Ports Filters x1: 008185



Step 7:

Replace the air filter from the water separator / air regulator, which located back of the machine.

Pull the trigger down and then twist it, as shown in the below photos.

Air filter x1 : 002461





Step 8:

Finally, after you finished all the above tasks, you should reset the filters / fluids timers.

[Download here the help video Fluids Filters Timers Reset.](#) (Right Click And Save As)

Please note that you should service the spool valve of the high pressure pumps every 6 months, and the air in your shop should be free of water and oil.

[Download here the service manual RiD90100i SPOOL VALVE KIT Type Mxxx PUMPS.](#)

➤ Furthermore, a few things that might be interesting for you:

- Frequently Asked Questions (FAQ's) <https://carbonzapp.com/login/>
- To subscribe to our newsletter <https://carbonzapp.com/contact/#newsletter>

**** Important note that all the images are for simulation purposes and does not relate to your machine.**

**Main Offices & Production Plant**

364 Varis-Koropiou Ave. Koropi
194 42 Athens, Greece

Headquarters

A.I.S. GmbH
75438 Knittlingen, Germany

email contact@carbonzapp.com

tel +30 210 9856110

fax +30 210 9928655

Support / Sales Telephone

+30 210 98 56110

Support email

support@carbonzapp.com

TeamViewer email

tv@carbonzapp.com

Sales email

office@carbonzapp.com

carbonzapp.com

